









































**LEGEND**

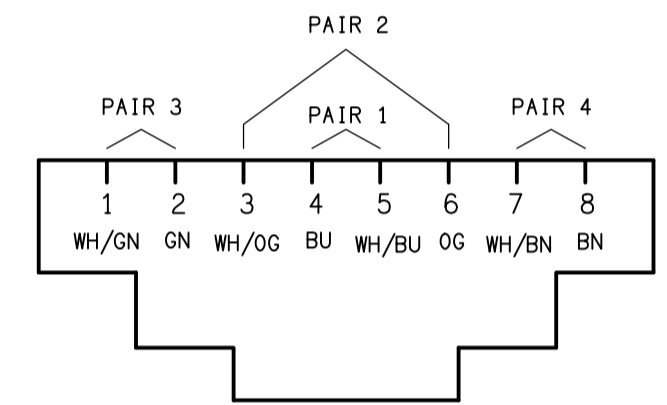
-  ELECTRICAL SERVICES SWITCHBOARD.
-  SWITCHBOARD / CONTROL PANEL NOT PROVIDED AS PART OF THE ELECTRICAL SUBCONTRACT.
-  SINGLE POWER OUTLET.
-  DOUBLE POWER OUTLET.
-  WORKSTATION OUTLET.
-  SINGLE PHASE ISOLATOR.
-  THREE PHASE ISOLATOR.
-  JUNCTION BOX.
-  ELECTRICAL SERVICES DROPPER.
-  CEILING SPACE STARTER SOCKET.
-  PRESENCE DETECTOR.
-  ELECTRICAL SERVICES CABLE TRAY / LADDER AS NOTED.
-  ONE-WAY LIGHT SWITCH.
-  CIRCUIT LINE.
-  SWITCH LINE.
- DB-x - Py** POWER CIRCUIT DESIGNATION. DENOTES DB AND CIRCUIT.
-  ELECTRICAL EQUIPMENT AS NOTED.
-  HDMI OUTLET.
-  RJ45 COMMUNICATIONS OUTLET.
-  SMOKE DETECTOR.
-  FIRE ALARM BELL.
-  REVENUE METER.
-  FUSE.
-  SINGLE PHASE.
-  THREE PHASE.
-  CURRENT TRANSFORMER C/W REMOVABLE LINK.
-  FUSE LINK.
-  COMBINED FUSE SWITCH.
-  CIRCUIT BREAKER.
-  ISOLATOR.
-  RESIDUAL CURRENT DEVICE.
-  CONTACTOR - NORMALLY OPEN.
-  CONTACTOR - NORMALLY CLOSED.
-  REFER TO DETAIL NOTED FOR THE AREA SHOWN HATCHED. ADDITIONAL OUTLETS & FITTINGS MAY BE SHOWN ON DETAIL.
- E1** E1: GENERAL LED EMERGENCY LIGHT.
- EX** EX: EMERGENCY LED EXIT LIGHT.
- Lx** Lx: LIGHT FITTING C/W NON-MAINTAINED EMERGENCY BATTERY PACK. TYPE AS NOTED.
- L1** L1: RECESSED DOWNLIGHT.
- L2** L2: RECESSED DOWNLIGHT.

**LEGEND**

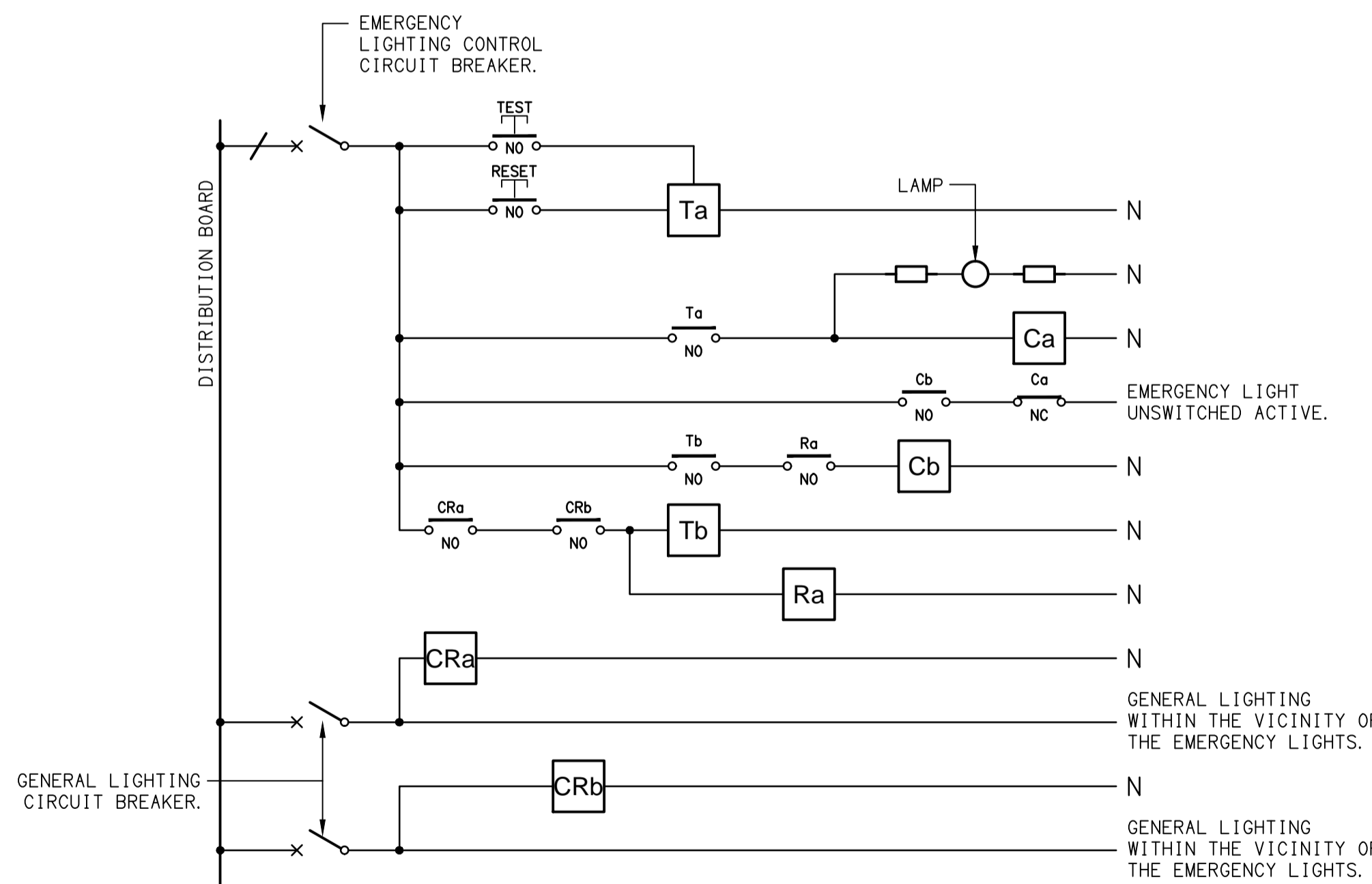
-  L3: LED STRIP LIGHT MOUNTED UNDER OVERHEAD CUPBOARD.
-  L4: 600 x 600 T-BAR TROFFER.
-  L5: EXTERNAL WALL LIGHT.
-  L6: MIRROR LED STRIP LIGHT.
-  L7: AMENITY DOWNLIGHT.
-  L8: AMENITY DOWNLIGHT.
-  L9: 300 x 600 PLASTERBOARD TROFFER.
- PL1** PL1: DECORATIVE PENDANT
- PL2** PL2: DECORATIVE LINEAR PENDANT.
- PL3** PL3: DECORATIVE PENDANT
- PL4** PL4: DECORATIVE PENDANT
- PL5** PL5: DECORATIVE LINEAR PENDANT.
- PL6** PL6: DECORATIVE PENDANT
- PL7** PL7: DECORATIVE PENDANT

**EQUIPMENT:**

- TEST - TEST PUSH BUTTON MOUNTED ON THE DISTRIBUTION BOARD ESCUTCHEON.
- RESET - RESET PUSH BUTTON MOUNTED ON THE DISTRIBUTION BOARD ESCUTCHEON.
- LAMP - AMBER TEST INDICATING LAMP MOUNTED ON THE DISTRIBUTION BOARD ESCUTCHEON.
- Ta - ADJUSTABLE 0-3 HOUR TIMED RELAY.
- Tb - 15 MINUTE RUN-ON TIMER TO OPERATE UPON THE RETURN OF MAINS POWER.
- Cx - CONTACTOR x.
- CRx - CONTROL RELAY x.
- Rx - RELAY x.



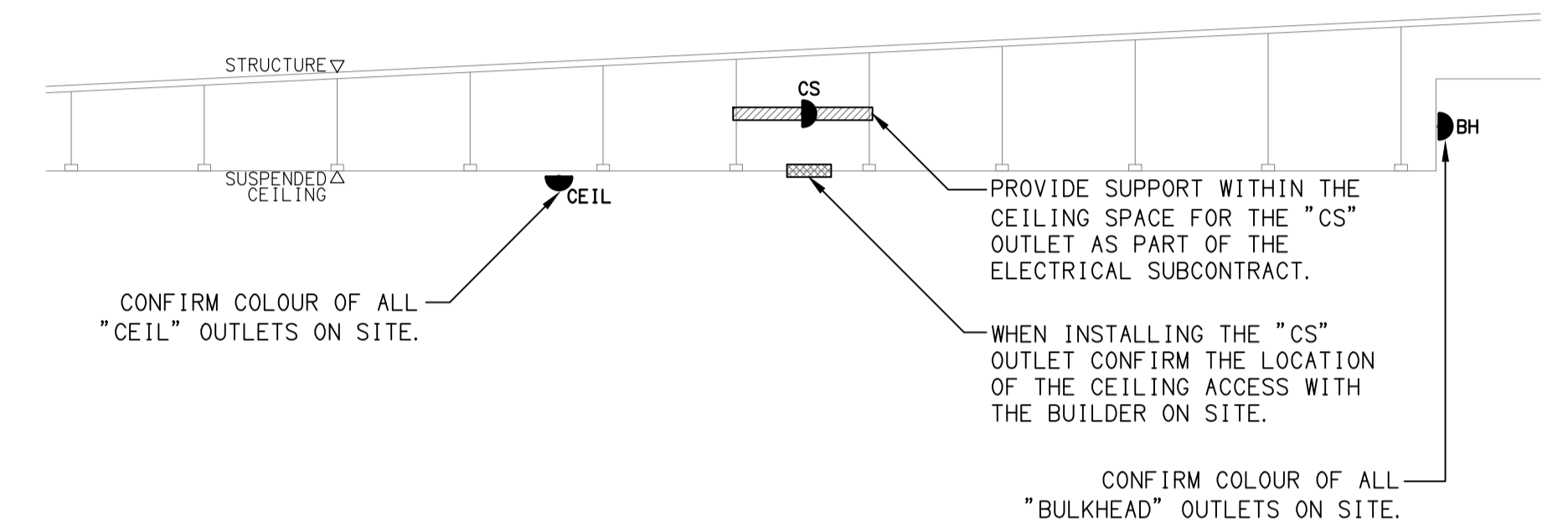
**SCHEMATIC**  
RJ45 PINOUT CONFIGURATION  
NOT TO SCALE



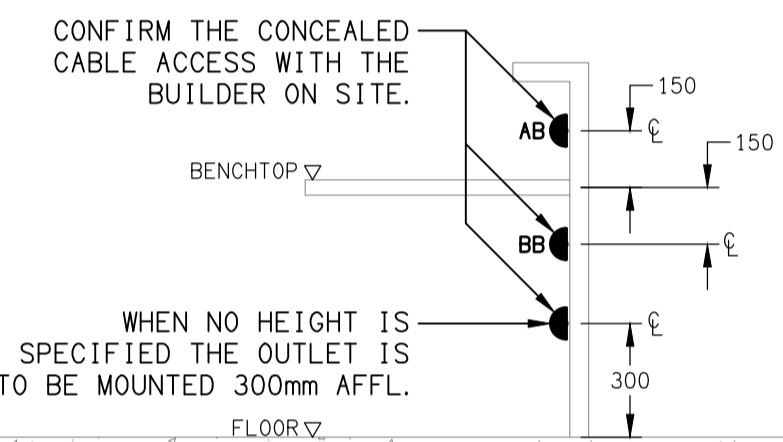
**SCHEMATIC**  
EMERGENCY LIGHTING  
NOT TO SCALE

**NOTES**

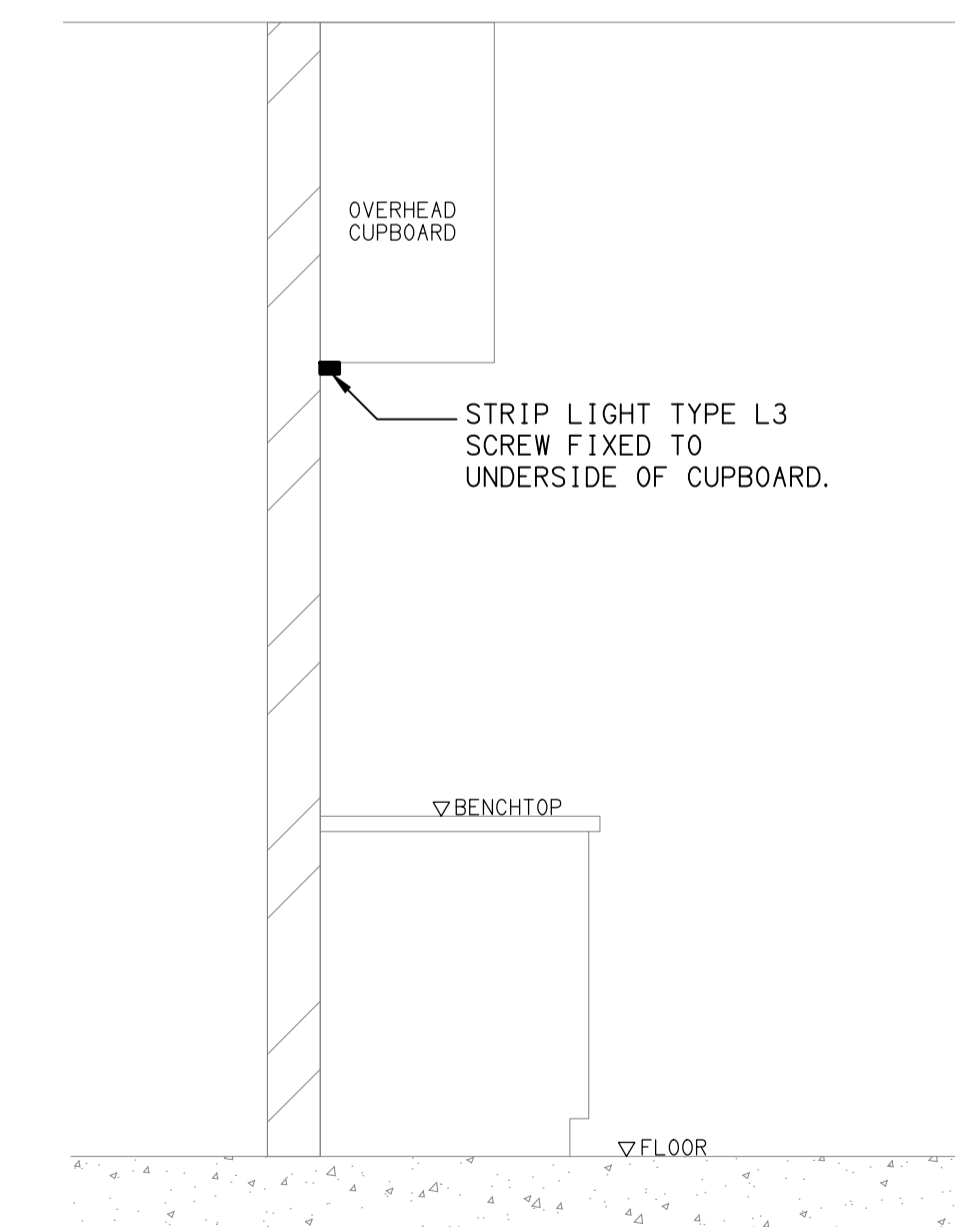
1. THE EMERGENCY LIGHT UNSWITCHED ACTIVE / GENERAL LIGHTING SWITCHED ACTIVE CIRCUIT ARRANGEMENT AND CONTROL IS TYPICAL FOR ALL CIRCUITS SUPPLYING EMERGENCY LIGHTS.
2. PROVIDE ADDITIONAL CONTROL RELAYS (CRx) CONFIGURED AS PER CRa AND CRb FOR ALL ADDITIONAL LIGHTING CIRCUITS THAT SUPPLY LIGHTS IN THE VICINITY OF THE EMERGENCY LIGHTS.



**NOTE**  
THE MOUNTING ARRANGEMENTS AND OUTLETS SHOWN ON THIS DETAIL ARE GENERIC AND MAY NOT BE REQUIRED ON THIS PROJECT.



**DETAIL**  
TYPICAL OUTLET MOUNTINGS  
NOT TO SCALE



**DETAIL**  
"L3" TYPE STRIP LIGHT MOUNTING  
NOT TO SCALE